

Geometry Course Syllabus

Ms. Hoijer



Course Description:

This second college preparatory math course focuses on the study of geometric figures, applications of geometric properties, and logical reasoning.


Student Expectations:

- **Be respectful!**
-Be respectful of each other, of me, and of the classroom! Do not talk when someone else is talking.
- **Be on time!**
-We start as soon as the bell rings so be in your seat WHEN the bell rings. We have limited class time together and we will use every minute. I expect you to be focused the entire period and to stay seated until the bell rings.
- **Be prepared!**
-Bring all of your materials to class, bring your completed assignments, and be ready to participate. Your grade will reflect your preparation for class. Class will be fun, engaging, and fulfilling if you come prepared and ready to go.
- **Be proactive!**
-Come see me if you need extra help. I will be available to provide extra help, however it is key to communicate with me so that you do not fall behind.
- **Be a warrior! All Tuscola rules apply to math class**

What to Bring to Class:


Everyday you should come to class with...

- Pencil
- Calculator (Scientific or TI Graphing Calculator)
- Assignments
- Folder or 3-Ring Binder
- Notebook
- Graph Paper



Textbook:

We will use our Geometry textbook as a supplemental to our class curriculum.



Cell Phone Policy:

When you come into class, cell phones will be parked into the **Class Cell Phone Parking Garage** until the end of the period. Some days, we will use cell phones as an educational tool in the classroom, but unless told otherwise, as you come into class, part of the routine is to park your phone.



Grades:

The student's overall grade will be comprised of **80% Semester Course Work** and **20% Final Exam**, which will be cumulative of the material covered in the semester.

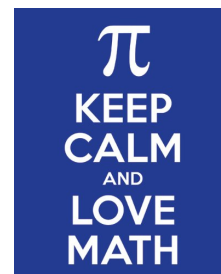
Semester Course Work

Grade Distribution:

25% Homework
25% Projects/ In-Class Work
50% Tests/Quizzes

Grading Scale:

90-100% A
80-89 % B
70-79 % C
60-69 % D
Below 60% F



Homework:

Practice is the best way to learn math! Homework will be assigned every night. Please expect to spend about 30 minutes a night on homework assignments and come to class ready with questions. **Late work will not be accepted.** If you are absent, you will have the amount of days that you were absent to turn in your homework. (Ex: If you were absent one day, you must turn in the assignment the second day of your return.)

Each unit, students will receive a Unit Stamp Sheet in which students get credit for their HW assignments. On the day of the Unit Test, students will turn in their Stamp Sheet for their HW credit for that unit. A model Stamp Sheet will be uploaded to our Google Classroom where I will post how many stamps students should have so that the progress can be monitored throughout the unit.

Tests/Quizzes:

Tests will come at the end of each unit. There will be about 1-2 quizzes each unit, depending on the length of the unit.

Projects:

Projects will be interspersed throughout the semester to supplement the material we are learning. There will be roughly 1 project per unit, depending on the unit. Some projects will be done individually, some may be group projects, some will be done outside of class, and some may be done in class. The bigger projects will be weighted equivalent to a quiz or test grade, while some smaller projects will be weighted less. More detailed rubrics will be given as the projects come up.

Extra Help:

I will be available to provide extra help to students after school and before school upon appointment. Please take ownership of your grade and come in for help when you need it. Just email me ahead of time so I know you are coming.




Extra Credit:

Students will have the opportunity to turn in an extra credit assignment once a semester. As we will learn in this course MATH IS EVERYWHERE! We use math in our individual lives on a daily basis and we are surrounded by math! This project invites students to explore the math in their own lives and the math in the real world that connects to the math we are learning in the classroom. Students can retrieve an article, a news story, or a picture of something in their lives that uses math. Students will turn in the artifact/picture, along with a 1-page write up explaining the mathematical connection. More details will be given when the assignment is distributed in class. Be creative and have fun! This will be a fun opportunity to share with the class how YOU use math!

Curriculum Outline for Spring Semester:

- Unit 6 Part B: Similar Triangles & Trig
- Unit 7: Congruent Triangles
- Unit 8: Quadrilaterals
- Unit 9: Area of Figures
- Unit 10: Circles
- Unit 11: 3D Geometry



Dear Students and Parents/Guardians,

Welcome to Geometry Semester 2! My name is Ms. Hoijer and I look forward to getting to know you and working with you this semester! You can find the weekly assignments, reminders of upcoming quizzes/tests, and helpful resources on our Google Classroom and you can find helpful links/resources on my Tuscola Faculty Website page. Please check frequently and feel free to ask any questions that you may have!

You can contact me at hoijern@tuscola.k12.il.us.

I am looking forward to a great semester!
Ms. Hoijer

Please acknowledge that you have read the above Syllabus and understand the expectations for this course. Cut out the bottom portion with the student and parent signatures and return to me in class.

I (_____) have read the course Syllabus and understand the expectations for this course.

Student Signature

Date

Parent/Guardian Signature

Date

